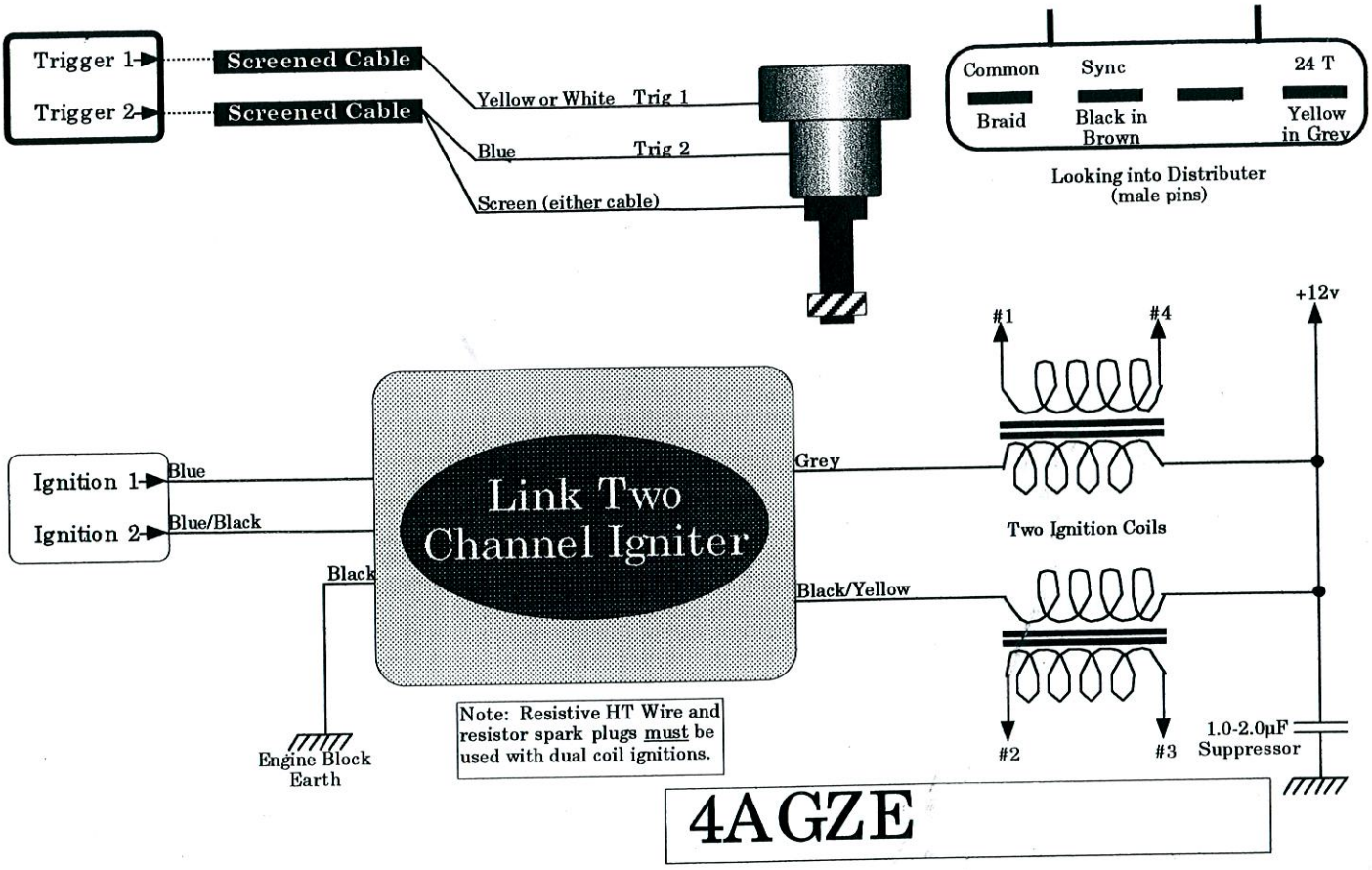
Trigger 1
Trigger 2
Screened Cable
Screened Cable
Yellow or White Trig 1
Blue Trig 2
Screen (either cable)
Common
Sync
24 T
Braid
Black in Brown
Yellow in Grey
Looking into Distributer (male pins)
+12v
#1
#4
Ignition 1
Ignition 2
Blue
Blue/Black
Link Two Channel Igniter
Grey
Black/Yellow
Two Ignition Coils
Black
Engine Block Earth
Note: Resistive HT Wire and resistor spark plugs must be used with dual coil ignitions.
#2
#3
1.0-2.0µF Suppressor
4AGZE

T

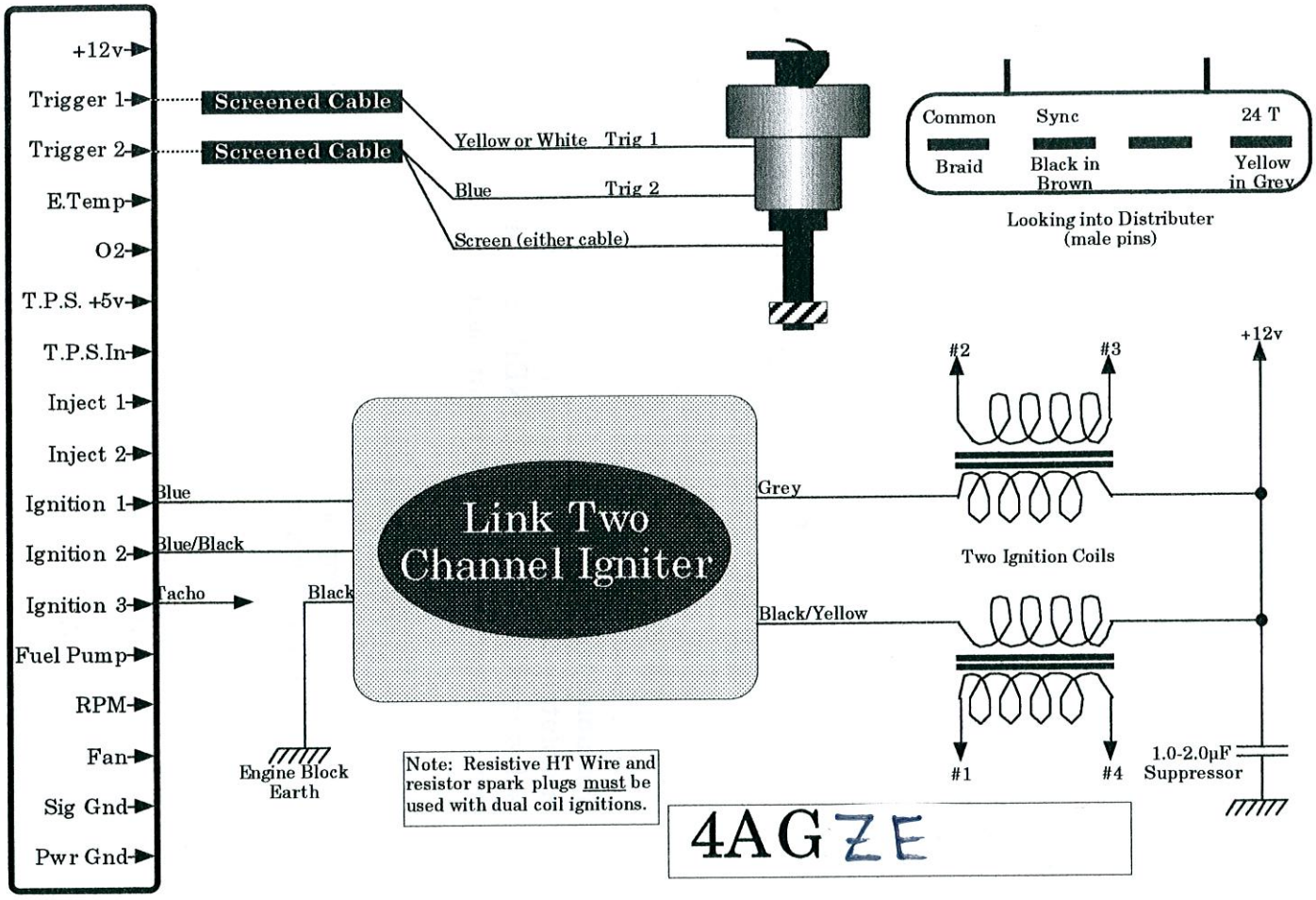
+12v
Trigger 1
Trigger 2
E.Temp
O2
T.P.S. +5v
T.P.S.In
Inject 1
Inject 2
Ignition 1
Ignition 2
Ignition 3
Fuel Pump
RPM
Fan
Sig Gnd
Pwr Gnd
Screened Cable
Screened Cable
Yellow or White Trig 1
Blue Trig 2
Screen (either cable)
Common
Sync
24 T
Braid
Black in Brown
Yellow in Grey
Looking into Distributer (male pins)
Blue
Blue/Black
Tacho
Black
Link Two Channel Igniter
Grey
Black/Yellow
#2
#3
#1
#4
+12v
Two Ignition Coils
1.0-2.0µF Suppressor
Engine Block Earth
Note: Resistive HT Wire and resistor spark plugs must be used with dual coil ignitions.
4AGZE

1

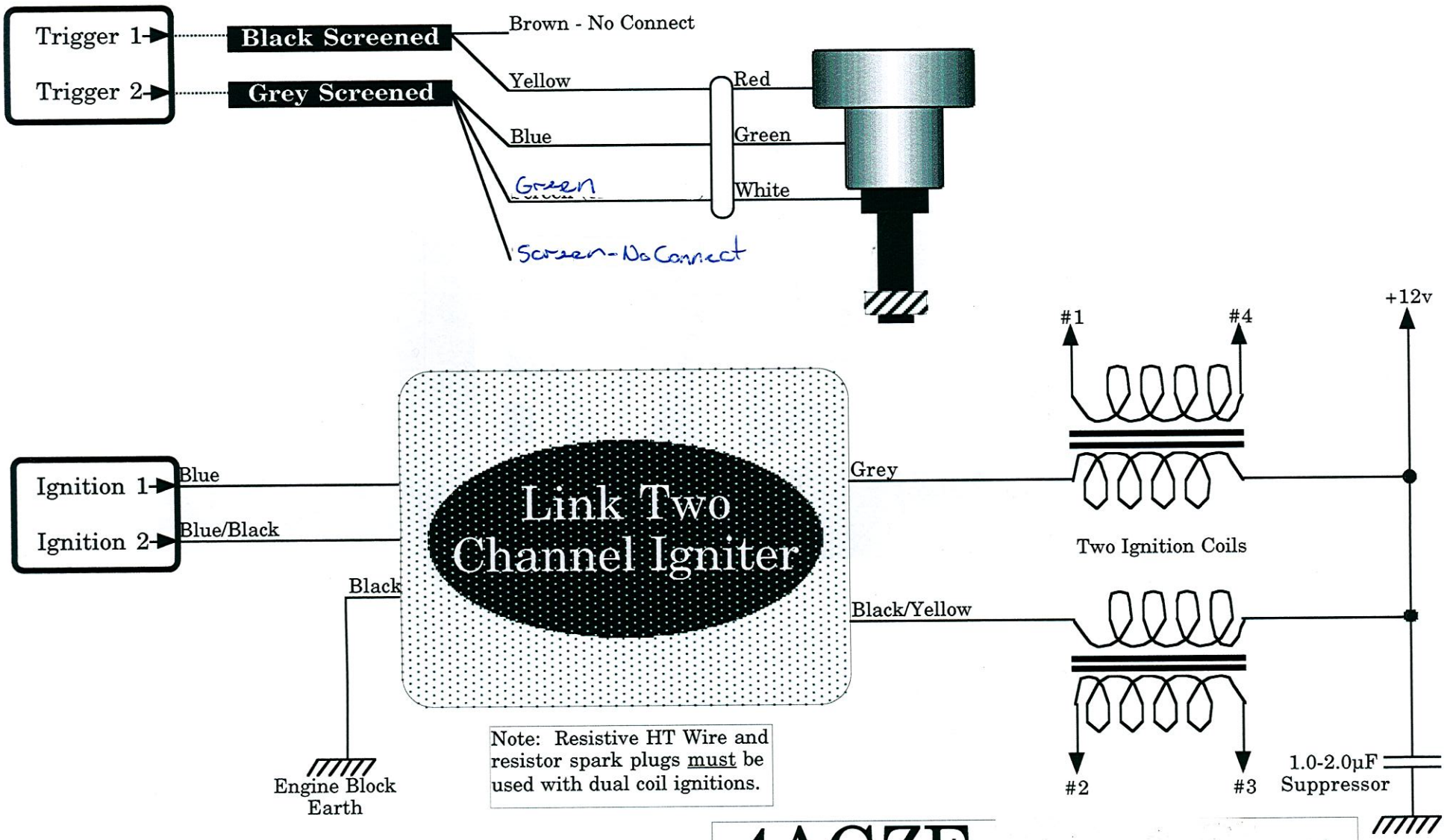
Trigger 1
Trigger 2
Black Screened
Grey Screened
Brown - No Connect
Yellow
Blue
Green
Screen - No Connect
Red
Green
White
Ignition 1
Ignition 2
Blue
Blue/Black
Black
Link Two Channel Igniter
Grey
Black/Yellow
Engine Block Earth
Note: Resistive HT Wire and resistor spark plugs must be used with dual coil ignitions.
#1
#4
#2
#3
Two Ignition Coils
+12v
1.0-2.0µF Suppressor

4AGZE

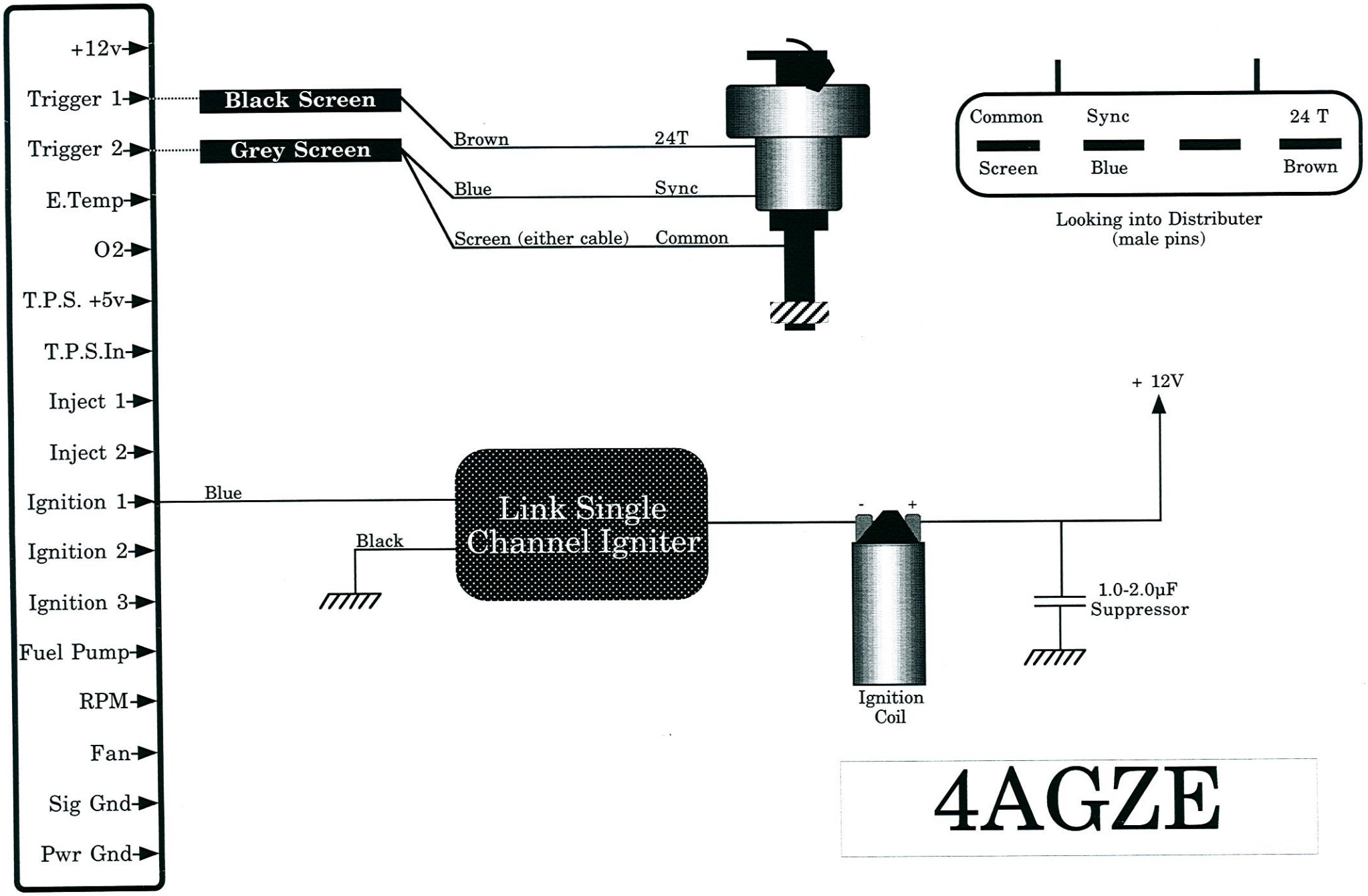
+12v
Trigger 1
Trigger 2
E.Temp
O2
T.P.S. +5v
T.P.S.In
Inject 1
Inject 2
Ignition 1
Ignition 2
Ignition 3
Fuel Pump
RPM
Fan
Sig Gnd
Pwr Gnd
Black Screen
Grey Screen
Brown
24T
Blue
Sync
Screen (either cable)
Common
Common
Sync
24 T
Screen
Blue
Brown
Looking into Distributer
(male pins)
+ 12V
Blue
Black
Link Single
Channel Igniter
-
+
Ignition
Coil
1.0-2.0µF
Suppressor

4AGZE